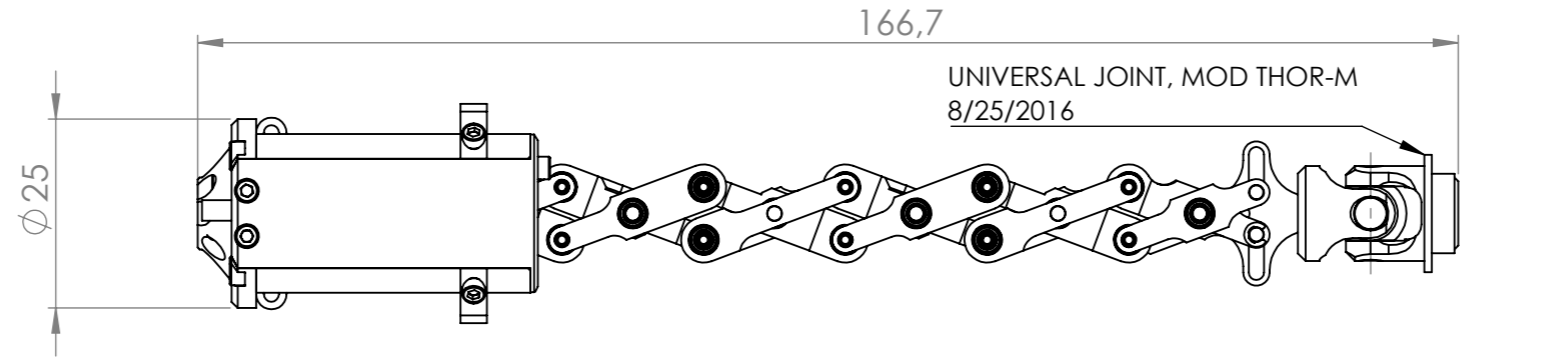
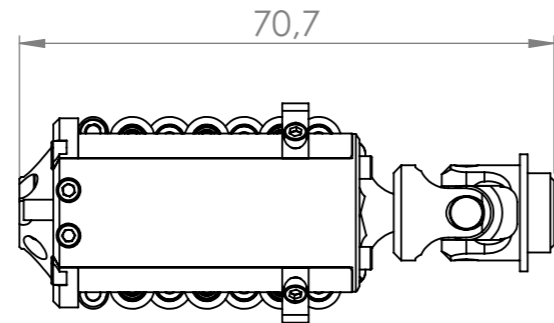
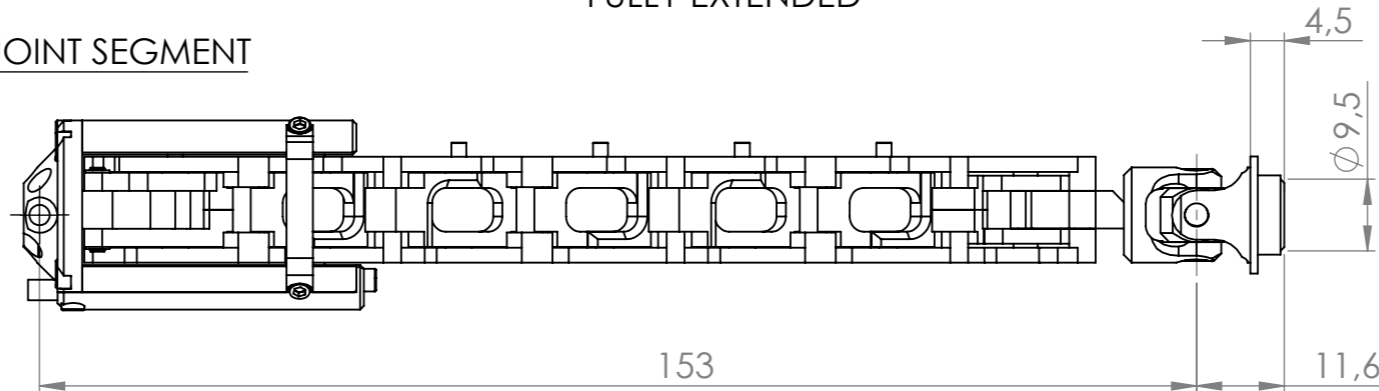
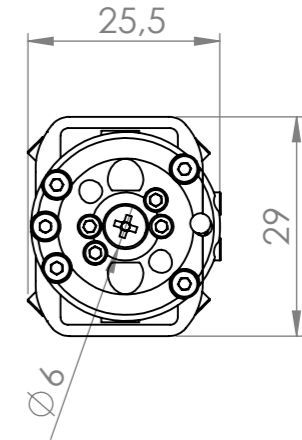


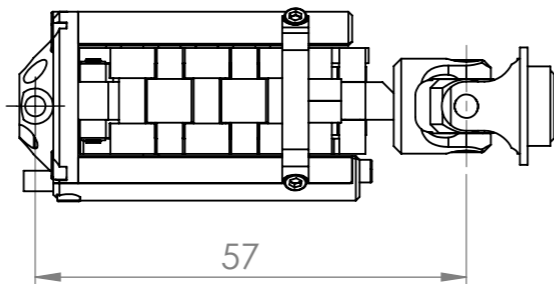
M5x0.8 THREAD
THRU UNIVERSAL JOINT SEGMENT



FULLY EXTENDED



FULLY COLLAPSED



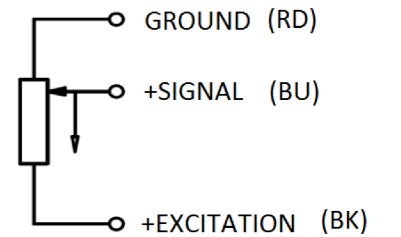
ALTERNATIVE FOR NHTSA DRAWING SA572-S117 REV.B

UNIVERSAL JOINT, MOD THOR-M
8/25/2016

SPECIFICATIONS

TOTAL MECHANICAL TRAVEL:	96 mm
TOTAL MEASURING RANGE:	96 mm
PRE/POST TRAVEL:	0 mm
OPERATING SPEED:	max 20 m/s
TOTAL RESISTANCE:	1000 Ohms ± 20 %
MAX. APPLIED VOLTAGE:	42 V DC
RECOMMENDED WIPER CURRENT:	< 1 µA
INTERFACE:	VOLTAGE DIVIDER
RESOLUTION:	INFINITE
OPERATING TEMPERATURE:	+ 10 °C to + 30 °C
INDIPENDENT LINEARITY:	< ± 1 %
WEIGHT:	120 g ± 10 g (LESS CABLES)
HYSTERESIS:	< 1 %
REPEATABILITY:	< 0,1 mm
OPERATING LIFE:	ONE BILLION OPERATIONS
SHOCK RESISTANCE:	200 g

PIN DESIGNATION



VOLTAGE DIVIDER FREE OF LOAD!

COLOUR ABBREVIATIONS ACCORDING TO VDE AND IEC 60757

**THE S-TRACK IS AN LINEAR POTENTIOMETRIC
DISPLACEMENT TRANSDUCER**

All values specified in this data sheet for linearity and lifetime are only valid for a sensor used as a voltage divider with virtually no load applied to the wiper (Ie < 1 µA)

Oberflächenbehandlung:		Wärmebehandlung:			
Oberflächenangaben ISO 1302	√ = √Rz 100	W = √Rz 63	X = √Rz 25	Y = √Rz 16	Z = √Rz 6,3
Allgemeintoleranzen DIN ISO 2768-mK		Material:	Halbzeug:	Datum	Name
Projektionsmethode 1 Schutzvermerk DIN ISO 16016 beachten		material:	semi finished product:	gez. 16.11.2016	C. Szingsnis
Bohrungen und Gewinde ohne angeben: √Rz 63		Gewicht (kg): 0.12		gepr. 14.12.2016	S. Trippel
Passungen und Pass- bohrungen ohne angeben: √Rz 6,3		Benennung:			
		description:			
		S-TRACK THOR-M Thorax 20_300			
		Blatt-Nr./Anzahl	Zeichnungs-Nr.		
		1 / 1	drawing number:		
		01	B04_001_005		
Index		Änderungen	Datum	Name	letzte Speicherung durch: Christoph.Szingsnis R:\CAD\B04_S-TRACK\B04_001_005_S-TRACK_THOR-M-Thorax\